

Common-Mode Chokes HCESC Series



These common-mode chokes provide excellent attenuation of asymmetric EMI on signal lines as well as in DC-DC converters, switch-mode power supplies and other high frequency applications

- Applied standards: ECSS-Q-ST-70-02C, MIL-STD-202, D0-160 and ESCC 3201 generic specification for space products
- Surface-mount and through-hole packages
- Suited for I_R and vapor reflow soldering
- Frequency range up to 100 MHz
- Operation temperature range: -55°C to $+125^{\circ}\text{C}$
- Weight: 0.7 gram

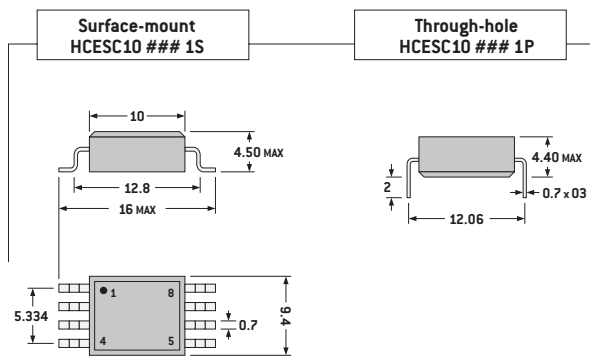
Electrical Data (25°C)

ID Code	Inductance (at 100 kHz) μH	Rdc Max (at 80°C) $\text{m}\Omega$	Impedance (at 100 kHz) Ω	Rated Current max. A	Isolation between windings V_{rms}	max. attenuation on 50 Ω dB
HCESC10 15K 1x	15	15	115	2.5	1500	7 (10 MHz)
HCESC10 56K 1x	56	50	350	1	1500	15 (8 MHz)
HCESC10 M47 1x	470	400	440	0.4	1500	33 (5 MHz)

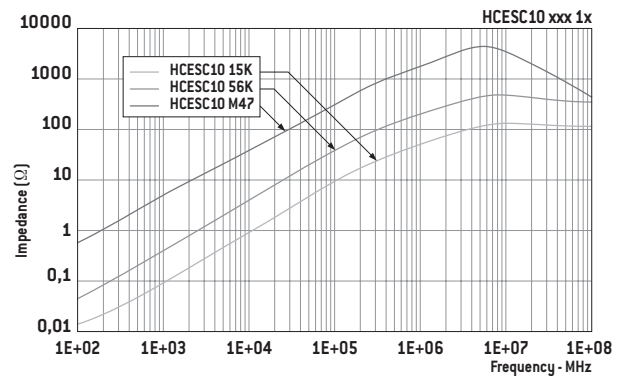
To Order

HCESC10	###	1	x
Range	Inductance Value	Version	x = SR for Surface mount x = PR for through hole

Typical Dimensions (mm)

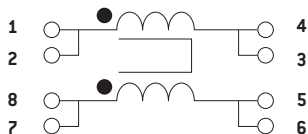


Response Curves



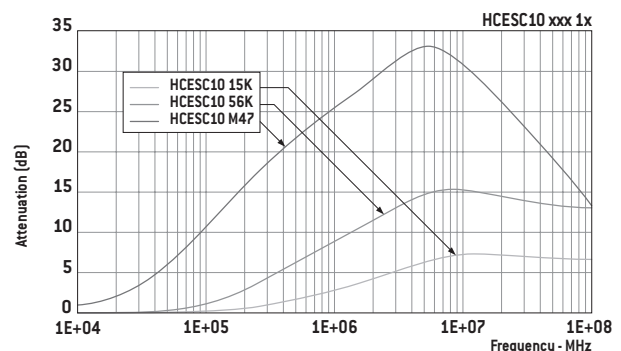
Typical Impedance versus Frequency (@100 mV)

Connections



Packaging

Individually packed in a 160 x 137 x 55 mm cardboard box.
40 parts on 2 layers



Typical Attenuation versus Frequency on 50 Ohms (@100 mV)

HIGH GRADE PRODUCTS